

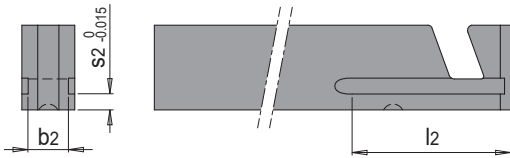
E 33301



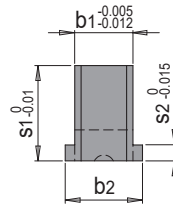
Schieber

Slide

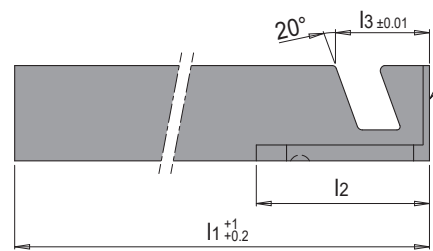
Typ A /
Type A



Typ B /
Type B



Referenzfläche /
reference surface



Mat.: 1.2343 ESU ≈ 52 HRC

DLC beschichtet
coated

Typ / Type	l1	b2	l2	s2	l3	s1	b1	Nr. / No.
A	85	7.4	29	3	15.1	16	10	E 33301/16/10
B	96	15	28	3	17.8	18	11	E 33301/18/11
B	103.5	19	36	3	23.3	20	15	E 33301/20/15
B	116	23	45	5	30.32	25	18	E 33301/25/18
B	123	26	41.5	5	28.21	28	22	E 33301/28/22

