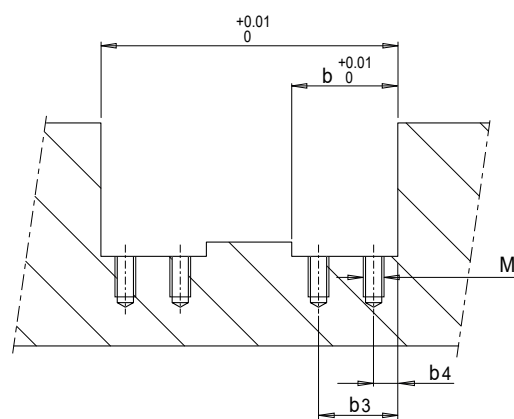
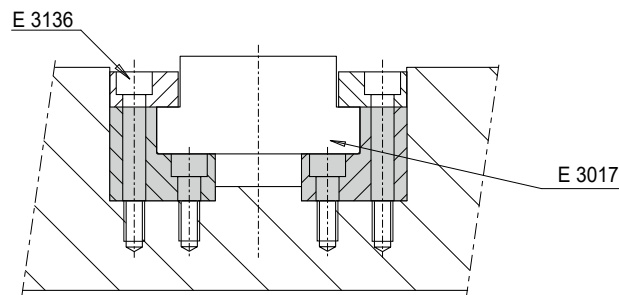
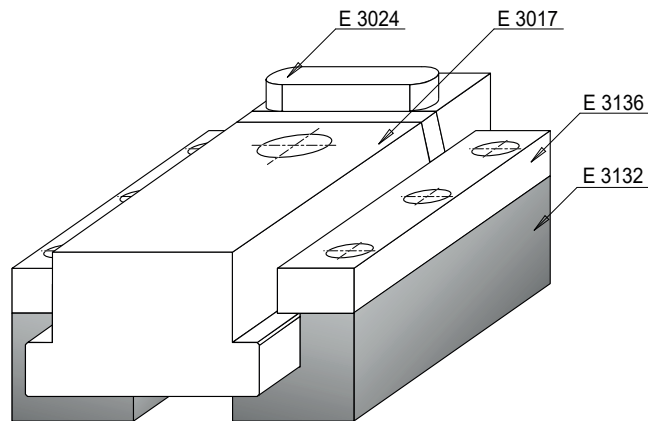


A ¹⁾	M	s	b1	s2	b3	b4	d4	l4	d6 ²⁾	b	s1	l	Nr. / No.								
2	M 8	37	19	19	51	11	8.5	55	M10	62	18	85	E 3132/62/18/ 85								
3								50				130	E 3132/62/18/130								
2								65				25	95	E 3132/62/25/ 95							
3		44						55			32	37.5	60	45	70	70	40	120	140	E 3132/62/25/140	
																			105	E 3132/62/32/105	
																			150	E 3132/62/32/150	
2		M10						42			24	24	63	14	10.5	55	M12	77	18	85	E 3132/62/40/120
																50				130	E 3132/77/18/130
																65				25	95
3	49	55	32	37.5	60	45	70	70	40	120	18	140	E 3132/77/25/140								
												105	E 3132/77/32/105								
												150	E 3132/77/32/150								
2	M10	42	24	24	63	14	10.5	55	M12	77	18	85	E 3132/77/18/ 85								
								50				130	E 3132/77/18/130								
								65				25	95	E 3132/77/25/ 95							
3	56	55	32	37.5	60	45	70	70	40	120	18	140	E 3132/77/25/140								
												105	E 3132/77/32/105								
												150	E 3132/77/32/150								
2	M10	42	24	24	63	14	10.5	55	M12	77	18	85	E 3132/77/18/ 85								
								50				130	E 3132/77/18/130								
								65				25	95	E 3132/77/25/ 95							
3	64	55	32	37.5	60	45	70	70	40	120	18	140	E 3132/77/25/140								
												105	E 3132/77/32/105								
												150	E 3132/77/32/150								
2	M10	42	24	24	63	14	10.5	55	M12	77	18	85	E 3132/77/18/ 85								
								50				130	E 3132/77/18/130								
								65				25	95	E 3132/77/25/ 95							
3	49	55	32	37.5	60	45	70	70	40	120	18	140	E 3132/77/25/140								
												105	E 3132/77/32/105								
												150	E 3132/77/32/150								
2	M10	42	24	24	63	14	10.5	55	M12	77	18	85	E 3132/77/18/ 85								
								50				130	E 3132/77/18/130								
								65				25	95	E 3132/77/25/ 95							
3	56	55	32	37.5	60	45	70	70	40	120	18	140	E 3132/77/25/140								
												105	E 3132/77/32/105								
												150	E 3132/77/32/150								
2	M10	42	24	24	63	14	10.5	55	M12	77	18	85	E 3132/77/18/ 85								
								50				130	E 3132/77/18/130								
								65				25	95	E 3132/77/25/ 95							
3	64	55	32	37.5	60	45	70	70	40	120	18	140	E 3132/77/25/140								
												105	E 3132/77/32/105								
												150	E 3132/77/32/150								

1) A: Anzahl Schraubenbohrungen / A: number of screwholes

2) d6: nur Abzugsgewinde / d6: withdrawal thread only



- » Präzise seitliche und untere Führung durch innovative Führungsleisten
- » DLC-beschichtete Schieberführung für hohe Verschleißfestigkeit
- » Vielseitige Anwendungen durch Schiebergrößen von 20 x 40 bis zu 100 x 120 mm

- » Precise guiding from the sides and from the bottom through innovative guiding rails
- » DLC coated slide guiding for high wear resistance
- » Slide sizes from 20 x 40 to 100 x 120 mm for diverse applications