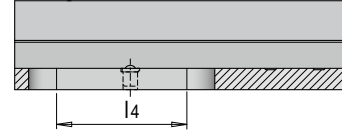
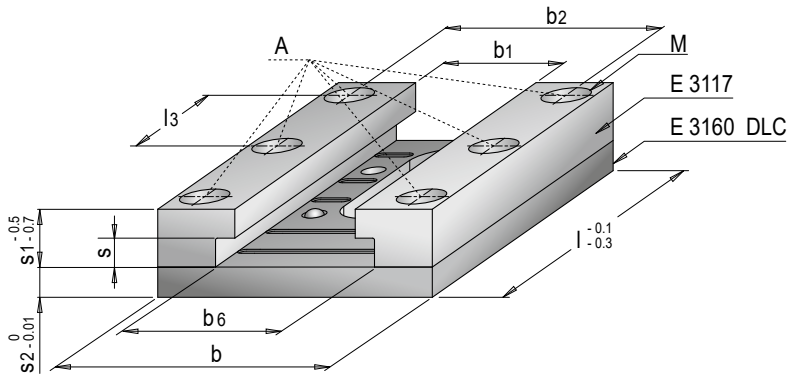


E 30120

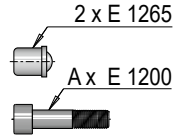


Schieberführungskasten

Slide guiding kit



DLC beschichtet / coated



A ¹⁾	b	b2	b6	M	s2	l3	b4	l4 ²⁾	s	s1	b1	l	Nr. / No.	
4	52	40	28	M 5	8	34	12	16	6	12	20	50	E 30120/12/ 20/ 50	
						47		22				63	E 30120/12/ 20/ 63	
						32		28				80	E 30120/12/ 20/ 80	
4	57	45	33	M 5	8	34	12	16	6	12	25	50	E 30120/12/ 25/ 50	
						47		22				63	E 30120/12/ 25/ 63	
						32		28				80	E 30120/12/ 25/ 80	
4	64	52	40	M 5	8	34	12	16	6	12	32	50	E 30120/12/ 32/ 50	
						47		22				63	E 30120/12/ 32/ 63	
						32		28				80	E 30120/12/ 32/ 80	
4	52	40	30	M 5	8	34	12	16	8	16	20	50	E 30120/16/ 20/ 50	
						47		22				63	E 30120/16/ 20/ 63	
						32		28				80	E 30120/16/ 20/ 80	
4	57	45	35	M 5	8	34	12	16	8	16	25	50	E 30120/16/ 25/ 50	
						47		22				63	E 30120/16/ 25/ 63	
						32		28				80	E 30120/16/ 25/ 80	
4	64	52	42	M 5	8	34	12	16	8	16	32	50	E 30120/16/ 32/ 50	
						47		22				63	E 30120/16/ 32/ 63	
						32		28				80	E 30120/16/ 32/ 80	
4	65	47	35	M 6	8	43	14	20	8	20	25	63	E 30120/20/ 25/ 63	
						60		28				80	E 30120/20/ 25/ 80	
						40		38				100	E 30120/20/ 25/100	
4	72	54	42	M 6	8	43	14	20	8	20	32	63	E 30120/20/ 32/ 63	
						60		28				80	E 30120/20/ 32/ 80	
						40		38				100	E 30120/20/ 32/100	
4	80	62	50	M 6	8	43	14	20	8	20	40	63	E 30120/20/ 40/ 63	
						60		28				80	E 30120/20/ 40/ 80	
						40		38				100	E 30120/20/ 40/100	
4	65	47	35	M 6	8	60	14	28	8	25	25	80	E 30120/25/ 25/ 80	
						40		38				100	E 30120/25/ 25/100	
						60		28				80	E 30120/25/ 32/ 80	
4	72	54	42	M 6	8	60	14	28	8	25	32	80	E 30120/25/ 32/ 80	
						40		38				100	E 30120/25/ 32/100	
						60		28				80	E 30120/25/ 40/ 80	
4	80	62	50	M 6	8	60	14	28	8	25	40	80	E 30120/25/ 40/ 80	
						40		38				100	E 30120/25/ 40/100	
						60		28				80	E 30120/25/ 40/100	
4	82	60	44	M 8	10	76	16	38	10	32	32	100	E 30120/32/ 32/100	
						90		68				52	100	E 30120/32/ 40/100
						100		78				62	50	E 30120/32/ 50/100
6			62			50.5					125	E 30120/32/ 50/125		

1) A: Anzahl Schraubenbohrungen / A: number of screwholes

2) l4: Maximaler Hub / l4: Maximum stroke

3) K: Nut für Druckstück kundenseitig fertigen / K: Slot for thrust piece to be machined by the customer

