

E 220..



Kuplung mit Schnellstecktülle

Coupler with quick-fit nozzle



Oil

200°C



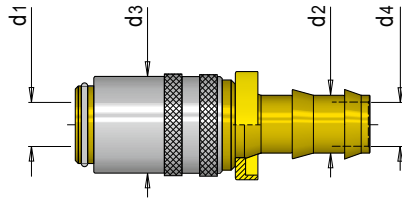
Water

150°C



PN

15 bar

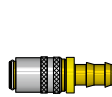


Schlauchgrenzwerte beachten
Observe hose limits

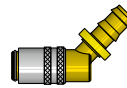
d3	d4	d1	d2	Nr. / No.	Nr. / No.	Nr. / No.	Nr. / No.	Nr. / No.
17	6	9	10	E 22005/ 9/10 E 22005/13/13	E 22025/ 9/10 E 22025/13/13	E 22045/ 9/10 E 22045/13/13	E 22007/ 9/10 E 22007/13/13	E 22047/ 9/10 E 22047/13/13
	7							
22	9	13	13					

Messing
Brass

Edelstahl
Stainless steel



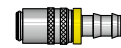
E 22005



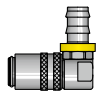
E 22025



E 22045



E 22007



E 22047

Mat.: 2.0401 (CuZn)

Mat.: 1.4305

i Weitere Maße finden Sie im Webshop. Weitere Informationen finden Sie im Informationsteil.
For more dimensions visit the web shop. You can find more information in the information section.

i Schnellstecktülle nur mit geeignetem Schnellsteckschlauch kombinieren (E 2185) /
Use quick-fit nozzle only with suitable quick-fit hose (E 2185)