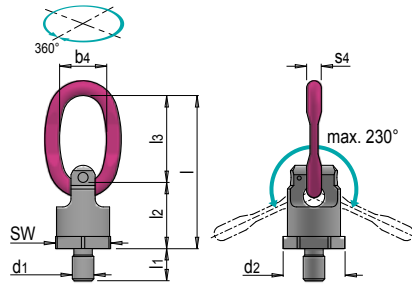








PRODUCT DESCRIPTION

- » Loadable in any direction
- » Safety factor 4:1
- » Double ball bearing for smooth tilting and turning
- » Can be turned in a 90° position from the bolt centre line, even under full load
- » All load-bearing parts are 100% crack tested and proof load tested according to EN 1677



SW	b4	l	l1	l2	l3	d2	s4	d1	 max. kg	 max. kg	 max. kg	 max. kg	No.	EUR
36	35	106	18	41	65	40	9	M12	630	630	1,260	880	E 1278/12	<>
41	35	115	24	50	65	46	11	M16	1,500	1,500	3,000	2,100	E 1278/16	<>
55	40	135	30	61	74	61	13	M20	2,500	2,500	5,000	3,500	E 1278/20	<>
70	45	172	36	77	95	78	16	M24	4,000	4,000	8,000	5,600	E 1278/24	<>
85	60	223	45	93	130	95	19	M30	6,700	5,000	10,000	7,000	E 1278/30	<>
90	65	242	54	102	140	100	24	M36	10,000	8,000	16,000	11,200	E 1278/36	<>