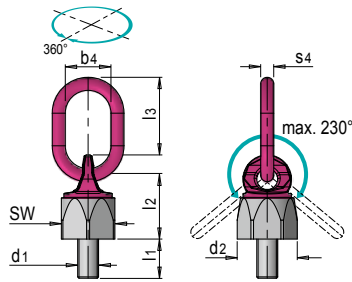









PRODUCT DESCRIPTION

- » Loadable in any direction
- » Safety factor 4:1
- » Revolvable under load in vertical direction
- » All load-bearing parts are 100% crack tested and proof load tested according to EN 1677



SW	b4	l1	l2	l3	d2	s4	d1	 max. kg	 max. kg	 max. kg	 max. kg	 max. kg	No.	EUR
27	29	13	36	31	30	8	M 8	600	400	300	800	560	E 1274/ 8	<>
30	29	17	45	33	36	8	M10	900	600	450	1,200	840	E 1274/10	<>
36	35	21	54	51	42	10	M12	1,200	750	600	1,500	1,000	E 1274/12	<>
41	38	25	65	47	48	13	M16	2,600	1,500	1,300	3,000	2,120	E 1274/16	<>
55	35	30	79	56	64	13	M20	4,000	2,500	2,000	5,000	3,500	E 1274/20	<>
70	40	36	104	68	81	18	M24	7,000	4,000	3,500	8,000	5,600	E 1274/24	<>
85	50	50	127	93	99	22	M30	10,000	6,000	5,000	12,000	8,400	E 1274/30	<>
80	50	54	94	86	90	22	M36	15,000	10,000	8,000	20,000	14,000	E 1274/36	<>
85	65	63	95	111	98	26	M42	17,000	13,000	12,000	26,000	18,200	E 1274/42	<>
85	65	68	95	111	98	26	M48	18,000	16,000	13,000	32,000	22,400	E 1274/48	<>
95	70	84	120	119	120	32	M56	28,000	22,000	16,000	44,000	30,800	E 1274/56	<>
95	70	94	120	119	120	32	M64	28,000	25,000	16,000	50,000	35,000	E 1274/64	<>